



# GRAIN HANDLING STORAGE AND DRYING SYSTEMS



RELIABLE, ECONOMICAL AND IDEAL SOLUTIONS



[www.evasilo.com](http://www.evasilo.com)





# COMPANY PROFILE



## About Us

EVA Grain Storage Systems has been established by Bora Daglioglu. He has experiences more than 12 years in this market. He finalized many projects in Turkey and in more than 30 countries out of Turkey. We work about Grain Storage Systems, Grain Handling Equipments, Steel Construction Works, Grain Dryers and Grain Coolers, Temperature Monitoring systems, Meal and Ash storage bins, Grain Quality Analyze devices, Air Cannons for bins and Dust Collection Systems.

We also serve Project Consultancy and Engineering jobs for above subjects.

### Why We Are Different.

- We serve right solutions by our strong experiences.
- We have very excited team who are very happy while they are doing their job.
- Delivery on time.
- To work As a solution partner.
- Our power comes from our solution partners and you; we look forward very clear.
- You can reach us for your further investment projects.





[www.evasilo.com](http://www.evasilo.com)





# INDEX

- 3 - Flat Bottom Grain Storage Bins
- 7 - Hopper Bottom Grain Storage Bins
- 11 - Meal and Ash Storage Bins
- 13 - Bucket Elevators
- 15 - Chain Conveyors
- 17 - Belt Conveyors
- 19 - Screw Conveyors
- 20 - Grain Flow Systems-Spouting
- 21 - Steel Constructions
- 23 - Grain Drying Systems (SUKUP)
- 25 - Grain Drying Systems (LAW)
- 26 - Grain Cooling Systems (FRIGOR TEC)
- 27 - Temperature Control and Monitoring Systems (ITG)
- 28 - Air Cannons for Bridge problems in Bins
- 29 - Dust Collection Systems
- 29 - Automatic Sampling Probes
- 30 - Grain, Flour, Feed and Food Quality Control Devices (PERTEN)



[www.evasilo.com](http://www.evasilo.com)



# FLAT BOTTOM GRAIN STORAGE BINS



Flat bottom bins are suitable for storing all types of grains.

Bins can be from 350 to 600 gr/m<sup>2</sup> galvanized coating in the range of 3.5 - 32 m diameters in line with customer needs.

Sealants against water are used in bin sheets.

ANSI / ASAE, DIN or EUROCODE bin designs can be made in line with customer requests.

Wind, Snow and Seismic loads should be taken into the consideration when installing the plant

## Standard Accessories in Bins;

- Standard Aeration Systems
- Complex Ground Ventilation for Oil Seeds and Better Ventilation Requirements
- Temperature Monitoring Systems
- Screw type Sweep Augers
- Aeration Vents
- Roof Exhaust Fans
- Internal, External and Roof Ladders
- Wind Ring
- Free Flow Side Discharges
- Service Platforms





DIMETER (M)	MODEL	OVERALL HEIGHT (m)	CAPACITY	
			m <sup>3</sup>	Tons
3.64 m (12 FT) EVA4	4/5	5.41	50	42
	4/6	6.29	59	50
	4/7	7.17	68	58
	4/8	8.05	77	65
	4/9	8.93	86	73
	4/10	9.81	96	81
	4/11	10.69	105	89
	4/12	11.57	114	97
	4/13	12.45	123	104
	4/14	13.33	132	112
	4/15	14.21	141	120
	4/16	15.09	150	127
	4/17	15.97	160	136
	4/18	16.85	169	143
	4/19	17.73	178	151
	4/20	18.61	187	159
	4/21	19.50	197	167
	4/22	20.38	206	175
	4/23	21.26	215	182
	4/24	22.14	225	191
	4/25	23.02	234	198
	5/5	5.67	79	67
	5/6	6.55	93	79
	5/7	7.43	108	92
5/8	8.31	122	103	
5/9	9.19	136	115	
5/10	10.07	151	128	
5/11	10.95	165	140	
5/12	11.83	179	152	
5/13	12.71	194	165	
5/14	13.59	208	176	
5/15	14.47	222	188	
5/16	15.35	236	200	
5/17	16.23	251	213	
5/18	17.11	265	225	
5/19	17.99	279	237	
5/20	18.87	294	249	
5/21	19.75	309	262	
5/22	20.63	324	275	
5/23	21.51	338	287	
5/24	22.39	352	298	
5/25	23.27	366	310	
6/5	6.93	116	98	
6/6	6.85	136	115	
6/7	7.73	157	133	
6/8	8.61	178	151	
6/9	9.49	198	168	
6/10	10.37	219	186	
6/11	11.25	239	203	
6/12	12.13	260	220	
6/13	13.01	281	238	
6/14	13.89	301	255	
6/15	14.77	322	273	
6/16	15.65	342	290	
6/17	16.53	363	308	
6/18	17.41	383	325	
6/19	18.29	404	343	
6/20	19.17	425	360	
6/21	20.05	445	377	
6/22	20.93	466	395	
6/23	21.81	486	412	
6/24	22.69	507	430	
6/25	23.57	528	448	
7/7	8.03	216	183	
7/8	8.91	244	207	
7/9	9.79	272	231	
7/10	10.67	300	254	
7/11	11.55	328	278	
7/12	12.43	356	302	
7/13	13.31	384	326	
7/14	14.19	412	349	
7/15	15.07	440	373	
7/16	15.95	468	397	
7/17	16.83	497	421	
7/18	17.71	525	445	
7/19	18.59	553	469	
7/20	19.47	581	493	
7/21	20.35	609	516	
7/22	21.23	637	540	
7/23	22.11	665	564	
7/24	22.99	693	588	
7/25	23.87	721	611	
8/7	8.23	286	243	
8/8	9.11	322	273	
8/9	9.99	359	304	
8/10	10.87	396	336	
8/11	11.75	432	366	
8/12	12.63	469	398	
8/13	13.51	505	428	
8/14	14.39	542	460	
8/15	15.27	579	491	
8/16	16.15	615	522	
8/17	17.03	652	553	
8/18	17.91	688	584	
8/19	18.79	725	615	
8/20	19.67	762	646	
8/21	20.55	798	677	
8/22	21.43	835	708	
8/23	22.31	871	739	
8/24	23.19	908	770	
8/25	24.07	945	801	
8/26	24.95	981	832	
8/27	25.83	1.018	863	
8/28	26.71	1.054	894	
9/8	9.41	342	349	
9/9	10.29	459	389	
9/10	11.17	505	428	
9/11	12.05	551	467	
9/12	12.93	598	507	
9/13	13.81	644	546	
9/14	14.69	690	585	
9/15	15.57	737	625	
9/16	16.45	783	664	
9/17	17.33	829	703	
9/18	18.21	876	743	
9/19	19.09	922	782	
9/20	19.97	968	821	
9/21	20.85	1.015	861	
9/22	21.73	1.061	900	
9/23	22.61	1.107	939	
9/24	23.49	1.153	978	
9/25	24.37	1.200	1.018	
9/26	25.25	1.246	1.057	
9/27	26.13	1.292	1.096	
9/28	27.01	1.339	1.135	
10/8	9.61	514	436	
10/9	10.49	572	485	
10/10	11.37	629	533	
10/11	12.25	686	582	
10/12	13.13	743	630	
10/13	14.01	800	678	
10/14	14.89	857	727	
10/15	15.77	915	776	
10/16	16.65	972	824	
10/17	17.53	1.029	873	
10/18	18.41	1.086	921	
10/19	19.29	1.143	969	
10/20	20.17	1.201	1.018	
10/21	21.05	1.258	1.067	
10/22	21.93	1.315	1.115	
10/23	22.81	1.372	1.163	
10/24	23.69	1.429	1.212	
10/25	24.57	1.486	1.260	
10/26	25.45	1.544	1.309	
10/27	26.33	1.601	1.358	
10/28	27.21	1.658	1.406	

DIMETER (M)	MODEL	OVERALL HEIGHT (m)	CAPACITY	
			m <sup>3</sup>	Tons
10.01 m (33 FT) EVA11	11/8	9.91	629	533
	11/9	10.79	698	592
	11/10	11.67	767	650
	11/11	12.55	836	709
	11/12	13.43	905	767
	11/13	14.31	975	827
	11/14	15.19	1.044	885
	11/15	16.07	1.113	944
	11/16	16.95	1.182	1.002
	11/17	17.83	1.251	1.061
	11/18	18.71	1.321	1.120
	11/19	19.59	1.390	1.179
	11/20	20.47	1.459	1.237
	11/21	21.35	1.528	1.296
	11/22	22.23	1.597	1.354
	11/23	23.11	1.667	1.414
	11/24	23.99	1.736	1.472
	11/25	24.87	1.805	1.531
	11/26	25.75	1.874	1.589
	11/27	26.63	1.943	1.648
	11/28	27.51	2.013	1.707
	12/8	12.81	756	641
	12/9	11.09	838	711
	12/10	11.97	920	780
12/11	12.85	1.003	851	
12/12	13.73	1.085	920	
12/13	14.61	1.167	990	
12/14	15.49	1.250	1.060	
12/15	16.37	1.332	1.130	
12/16	17.25	1.414	1.199	
12/17	18.13	1.497	1.269	
12/18	19.01	1.579	1.339	
12/19	19.89	1.662	1.409	
12/20	20.77	1.744	1.479	
12/21	21.65	1.826	1.548	
12/22	22.53	1.909	1.619	
12/23	23.41	1.991	1.688	
12/24	24.29	2.073	1.758	
12/25	25.17	2.156	1.828	
12/26	26.05	2.238	1.898	
12/27	26.93	2.320	1.967	
12/28	27.81	2.403	2.038	
13/8	13.81	960	800	
13/9	11.39	992	841	
13/10	12.27	1.089	923	
13/11	13.15	1.186	1.006	
13/12	14.03	1.282	1.087	
13/13	14.91	1.379	1.169	
13/14	15.79	1.476	1.252	
13/15	16.67	1.572	1.333	
13/16	17.55	1.669	1.415	
13/17	18.43	1.766	1.498	
13/18	19.31	1.862	1.579	
13/19	20.19	1.959	1.661	
13/20	21.07	2.055	1.743	
13/21	21.95	2.152	1.825	
13/22	22.83	2.249	1.907	
13/23	23.71	2.345	1.989	
13/24	24.59	2.442	2.071	
13/25	25.47	2.539	2.153	
13/26	26.35	2.635	2.234	
13/27	27.23	2.732	2.317	
13/28	28.11	2.829	2.399	
13/29	28.99	2.925	2.480	
13/30	29.87	3.022	2.563	
14/8	10.71	1.049	890	
14/9	11.59	1.161	985	
14/10	12.47	1.273	1.080	
14/11	13.35	1.385	1.174	
14/12	14.23	1.497	1.269	
14/13	15.11	1.610	1.365	
14/14	15.99	1.722	1.460	
14/15	16.87	1.834	1.558	
14/16	17.75	1.946	1.650	
14/17	18.63	2.058	1.745	
14/18	19.51	2.170	1.840	
14/19	20.39	2.282	1.935	
14/20	21.27	2.394	2.030	
14/21	22.15	2.506	2.125	
14/22	23.03	2.618	2.220	
14/23	23.91	2.730	2.315	
14/24	24.79	2.843	2.411	
14/25	25.67	2.955	2.506	
14/26	26.55	3.067	2.601	
14/27	27.43	3.179	2.696	
14/28	28.31	3.291	2.791	
14/29	29.19	3.403	2.886	
14/30	30.07	3.515	2.981	
15/8	11.01	1.216	1.031	
15/9	11.89	1.345	1.141	
15/10	12.77	1.473	1.249	
15/11	13.65	1.602	1.358	
15/12	14.53	1.731	1.468	
15/13	15.41	1.860	1.576	
15/14	16.29	1.988	1.686	
15/15	17.17	2.117	1.795	
15/16	18.05	2.245	1.904	
15/17	18.93	2.374	2.013	
15/18	19.81	2.503	2.123	
15/19	20.69	2.632	2.232	
15/20	21.57	2.760	2.340	
15/21	22.45	2.889	2.450	
15/22	23.33	3.018	2.559	
15/23	24.21	3.146	2.668	
15/24	25.09	3.275	2.777	
15/25	25.97	3.404	2.887	
15/26	26.85	3.532	2.995	
15/27	27.73	3.661	3.105	
15/28	28.61	3.790	3.214	
15/29	29.49	3.918	3.322	
15/30	30.37	4.047	3.432	
16/8	11.16	1.397	1.185	
16/9	12.04	1.544	1.309	
16/10	12.92	1.690	1.433	
16/11	13.80	1.836	1.557	
16/12	14.68	1.983	1.682	
16/13	15.56	2.129	1.805	
16/14	16.44	2.275	1.929	
16/15	17.32	2.422	2.054	
16/16	18.20	2.568	2.178	
16/17	19.08	2.715	2.302	
16/18	19.96	2.861	2.426	
16/19	20.84	3.007	2.550	
16/20	21.72	3.154	2.675	
16/21	22.60	3.300	2.798	
16/22	23.48	3.447	2.923	
16/23	24.36	3.593	3.047	
16/24	25.24	3.739	3.171	
16/25	26.12	3.886	3.295	
16/26	27.00	4.032	3.419	
16/27	27.88	4.179	3.544	
16/28	28.76	4.325	3.668	
16/29	29.64	4.471	3.791	
16/30	30.52	4.618	3.916	





DIMETER (M)	MODEL	OVERALL HEIGHT (m)	CAPACITY		
			m³	Tons	
15.46 m (51 FT) EVA17	17/8	11.61	1,592	1,350	
	17/9	12.49	1,758	1,491	
	17/10	13.37	1,923	1,631	
	17/11	14.25	2,088	1,771	
	17/12	15.13	2,253	1,911	
	17/13	16.01	2,419	2,051	
	17/14	16.89	2,584	2,191	
	17/15	17.77	2,749	2,331	
	17/16	18.65	2,914	2,471	
	17/17	19.53	3,080	2,612	
	17/18	20.41	3,245	2,752	
	17/19	21.29	3,410	2,892	
	17/20	22.17	3,576	3,032	
	17/21	23.05	3,741	3,172	
	17/22	23.93	3,906	3,312	
	17/23	24.81	4,071	3,452	
	17/24	25.69	4,237	3,593	
	17/25	26.57	4,402	3,733	
	17/26	27.45	4,567	3,873	
	17/27	28.33	4,732	4,013	
	17/28	29.21	4,898	4,154	
	17/29	30.09	5,063	4,293	
	17/30	30.97	5,228	4,433	
	16.37 m (54 FT) EVA18	18/8	11.81	1,802	1,528
		18/9	12.69	1,987	1,685
		18/10	13.57	2,173	1,843
18/11		14.45	2,358	2,000	
18/12		15.33	2,543	2,156	
18/13		16.21	2,729	2,314	
18/14		17.09	2,914	2,471	
18/15		17.97	3,099	2,628	
18/16		18.85	3,284	2,785	
18/17		19.73	3,470	2,943	
18/18		20.61	3,655	3,099	
18/19		21.49	3,840	3,256	
18/20		22.37	4,026	3,414	
18/21		23.25	4,211	3,571	
18/22		24.13	4,396	3,728	
18/23		25.01	4,581	3,885	
18/24		25.89	4,767	4,042	
18/25		26.77	4,952	4,199	
18/26		27.65	5,137	4,356	
18/27		28.53	5,323	4,514	
18/28		29.41	5,508	4,671	
18/29		30.29	5,693	4,828	
18/30		31.17	5,878	4,985	
18/31		32.05	6,064	5,142	
18/32		32.93	6,249	5,299	
17.28 m (57 FT) EVA19		19/8	12.11	2,027	1,719
	19/9	12.99	2,233	1,894	
	19/10	13.87	2,440	2,069	
	19/11	14.75	2,646	2,244	
	19/12	15.63	2,853	2,419	
	19/13	16.51	3,059	2,594	
	19/14	17.39	3,266	2,770	
	19/15	18.27	3,472	2,944	
	19/16	19.15	3,678	3,119	
	19/17	20.03	3,885	3,294	
	19/18	20.91	4,091	3,469	
	19/19	21.79	4,298	3,645	
	19/20	22.67	4,504	3,819	
	19/21	23.55	4,711	3,995	
	19/22	24.43	4,917	4,170	
	19/23	25.31	5,124	4,345	
	19/24	26.19	5,330	4,520	
	19/25	27.07	5,536	4,695	
	19/26	27.95	5,743	4,870	
	19/27	28.83	5,949	5,045	
	19/28	29.71	6,156	5,220	
	19/29	30.59	6,362	5,395	
	19/30	31.47	6,569	5,571	
	19/31	32.35	6,775	5,745	
	19/32	33.23	6,982	5,921	
	18.19 m (60 FT) EVA20	20/8	12.41	2,267	1,922
20/9		13.29	2,496	2,117	
20/10		14.17	2,724	2,310	
20/11		15.05	2,953	2,504	
20/12		15.93	3,182	2,698	
20/13		16.81	3,411	2,893	
20/14		17.69	3,639	3,086	
20/15		18.57	3,868	3,280	
20/16		19.45	4,097	3,474	
20/17		20.33	4,325	3,668	
20/18		21.21	4,554	3,862	
20/19		22.09	4,783	4,056	
20/20		22.97	5,012	4,250	
20/21		23.85	5,240	4,444	
20/22		24.73	5,469	4,638	
20/23		25.61	5,698	4,832	
20/24		26.49	5,927	5,026	
20/25		27.37	6,155	5,219	
20/26		28.25	6,384	5,414	
20/27		29.13	6,613	5,608	
20/28		30.01	6,842	5,802	
20/29		30.89	7,070	5,995	
20/30		31.77	7,299	6,190	
20/31		32.65	7,528	6,384	
20/32		33.53	7,757	6,578	
19.10 m (63 FT) EVA21		21/8	12.61	2,522	2,139
	21/9	13.49	2,774	2,352	
	21/10	14.37	3,027	2,567	
	21/11	15.25	3,279	2,781	
	21/12	16.13	3,531	2,994	
	21/13	17.01	3,783	3,208	
	21/14	17.89	4,035	3,422	
	21/15	18.77	4,288	3,636	
	21/16	19.65	4,540	3,850	
	21/17	20.53	4,792	4,064	
	21/18	21.41	5,044	4,277	
	21/19	22.29	5,296	4,491	
	21/20	23.17	5,549	4,706	
	21/21	24.05	5,801	4,919	
	21/22	24.93	6,053	5,133	
	21/23	25.81	6,305	5,347	
	21/24	26.69	6,557	5,560	
	21/25	27.57	6,809	5,774	
	21/26	28.45	7,062	5,989	
	21/27	29.33	7,314	6,202	
	21/28	30.21	7,566	6,416	
	21/29	31.09	7,818	6,630	
	21/30	31.97	8,070	6,843	
	21/31	32.85	8,323	7,058	
	21/32	33.73	8,575	7,272	
	20.01 m (66 FT) EVA22	22/8	12.91	2,795	2,368
22/9		13.79	3,070	2,603	
22/10		14.67	3,347	2,838	
22/11		15.55	3,624	3,073	
22/12		16.43	3,901	3,308	
22/13		17.31	4,177	3,542	
22/14		18.19	4,454	3,777	
22/15		19.07	4,731	4,012	
22/16		19.95	5,008	4,247	
22/17		20.83	5,285	4,482	
22/18		21.71	5,561	4,716	
22/19		22.59	5,838	4,951	
22/20		23.47	6,115	5,186	
22/21		24.35	6,392	5,420	
22/22		25.23	6,668	5,654	
22/23		26.11	6,945	5,889	
22/24		26.99	7,222	6,124	
22/25		27.87	7,499	6,359	
22/26		28.75	7,776	6,594	
22/27		29.63	8,052	6,828	
22/28		30.51	8,329	7,063	
22/29		31.39	8,606	7,298	
22/30		32.27	8,883	7,533	
22/31		33.15	9,160	7,768	
22/32		34.03	9,436	8,002	

DIMETER (M)	MODEL	OVERALL HEIGHT (m)	CAPACITY	
			m³	Tons
20.92 m (69 FT) EVA23	23/8	13.21	3,081	2,613
	23/9	14.09	3,383	2,869
	23/10	14.97	3,686	3,126
	23/11	15.85	3,988	3,382
	23/12	16.73	4,291	3,639
	23/13	17.61	4,594	3,896
	23/14	18.49	4,896	4,152
	23/15	19.37	5,199	4,409
	23/16	20.25	5,501	4,665
	23/17	21.13	5,804	4,922
	23/18	22.01	6,106	5,178
	23/19	22.89	6,409	5,435
	23/20	23.77	6,711	5,691
	23/21	24.65	7,014	5,948
	23/22	25.53	7,316	6,204
	23/23	26.41	7,619	6,461
	23/24	27.29	7,921	6,717
	23/25	28.17	8,224	6,974
	23/26	29.05	8,526	7,230
	23/27	29.93	8,829	7,487
	23/28	30.81	9,131	7,743
	23/29	31.69	9,434	8,000
	23/30	32.57	9,736	8,256
	23/31	33.45	10,039	8,513
	23/32	34.33	10,341	8,769
	23/33	35.21	10,643	9,025
21.83 m (72 FT) EVA24	24/8	13.51	3,385	2,870
	24/9	14.39	3,714	3,149
	24/10	15.27	4,044	3,429
	24/11	16.15	4,373	3,708
	24/12	17.03	4,702	3,987
	24/13	17.91	5,032	4,267
	24/14	18.79	5,361	4,546
	24/15	19.67	5,691	4,826
	24/16	20.55	6,020	5,105
	24/17	21.43	6,349	5,384
	24/18	22.31	6,679	5,664
	24/19	23.19	7,008	5,943
	24/20	24.07	7,338	6,223
	24/21	24.95	7,667	6,502
	24/22	25.83	7,996	6,781
	24/23	26.71	8,326	7,060
	24/24	27.59	8,655	7,339
	24/25	28.47	8,985	7,619
	24/26	29.35	9,314	7,898
	24/27	30.23	9,643	8,177
	24/28	31.11	9,973	8,457
	24/29	31.99	10,302	8,736
	24/30	32.87	10,632	9,016
	24/31	33.75	10,961	9,295
	24/32	34.63	11,290	9,574
	24/33	35.51	11,619	9,853
24/34	36.39	11,948	10,132	
24/35	37.27	12,277	10,411	
22.74 m (75 FT) EVA25	25/8	13.81	3,706	3,143
	25/9	14.69	4,065	3,445
	25/10	15.57	4,420	3,748
	25/11	16.45	4,778	4,052
	25/12	17.33	5,135	4,354
	25/13	18.21	5,493	4,658
	25/14	19.09	5,850	4,961
	25/15	19.97	6,207	5,264
	25/16	20.85	6,565	5,567
	25/17	21.73	6,922	5,870
	25/18	22.61	7,280	6,173
	25/19	23.49	7,637	6,476
	25/20	24.37	8,000	6,779
	25/21	25.25	8,352	7,082
	25/22	26.13	8,709	7,385
	25/23	27.01	9,067	7,689
	25/24	27.89	9,424	7,992
	25/25	28.77	9,782	8,295
	25/26	29.65	10,139	8,598
	25/27	30.53	10,496	8,901
	25/28	31.41	10,854	9,204
	25/29	32.29	11,211	9,507
	25/30	33.17	11,569	9,811
	25/31	34.05	11,926	10,113
	25/32	34.93	12,284	10,417
	23.65 m (78 FT) EVA26	26/8	14.01	4,043
26/9		14.89	4,430	3,757
26/10		15.77	4,816	4,084
26/11		16.65	5,203	4,412
26/12		17.53	5,590	4,740
26/13		18.41	5,976	5,068
26/14		19.29	6,363	5,396
26/15		20.17	6,749	5,723
26/16		21.05	7,136	6,051
26/17		21.93	7,523	6,380
26/18		22.81	7,909	6,707
26/19		23.69	8,296	7,035
26/20		24.57	8,682	7,362
26/21		25.45	9,069	7,691
26/22		26.33	9,455	8,018
26/23		27.21	9,842	8,346
26/24		28.09	10,229	8,674
26/25		28.97	10,615	9,002
26/26		29.85	11,002	9,330
26/27		30.73	11,388	9,657
26/28		31.61	11,775	9,985
26/29		32.49	12,162	10,313
26/30		33.37	12,548	10,641
26/31		34.25	12,935	10,969
26/32		35.13	13,321	11,296
24.56 m (81 FT) EVA27		27/8	14.31	4,398
	27/9	15.19	4,815	4,083
	27/10	16.07	5,232	4,437
	27/11	16.95	5,649	4,790
	27/12	17.83	6,066	5,144
	27/13	18.71	6,483	5,498
	27/14	19.59	6,900	5,851
	27/15	20.47	7,317	6,205
	27/16	21.35	7,734	6,558
	27/17	22.23	8,150	6,911
	27/18	23.11		

[www.evasilo.com](http://www.evasilo.com)





# HOPPER BOTTOM GRAIN STORAGE BINS

▶ Hopper bottom bins are suitable for storing all types of grains but they are preferred for special requirements because of its high costs.

## Usage Places:

- Pulse storage
- Wet grain storage in drying plants
- Daily grain storage in factories
- First-in first-out product requires sensitive product storage
- To use as a Dosing Bin

Bins can be from 350 to 600 gr/m<sup>2</sup> galvanized coating in the range of 3.5 - 14.5 m diameters in line with customer requirements.

Sealants against water are used in silo sheets.

ANSI / ASAE, DIN or EUROCODE silo designs can be made in line with customer requests.

Wind, Snow and Seismic loads should be taken into the consideration when installing the plant.

## Standard Accessories in Hopper Bins;

- Standard Aeration Systems
- Temperature Monitoring Systems
- Aeration Vents
- Roof Exhaust Fans
- Internal, External and Roof Ladders
- Wind Rings
- Service Platforms



DIMETER (M)	MODEL	OVERALL HEIGHT (m)	CAPACITY	
			m <sup>3</sup>	Tons
3,64 m (12 FT) EVA45 4	4/5	8,00	57	48
	4/6	8,88	66	56
	4/7	9,76	75	64
	4/8	10,64	84	71
	4/9	11,52	93	79
	4/10	12,40	103	87
	4/11	13,28	112	95
	4/12	14,16	121	103
	4/13	15,04	130	110
	4/14	15,92	139	118
	4/15	16,80	148	126
	4/16	17,68	157	133
	4/17	18,56	167	142
	4/18	19,44	176	149
	4/19	20,32	185	157
	4/20	21,20	194	165
	4/21	22,08	203	172
	4/22	22,96	212	180
	4/23	23,84	222	188
	4/24	24,72	231	196
5/5	8,71	93	79	
5/6	9,59	107	91	
5/7	10,47	121	103	
5/8	11,35	135	114	
5/9	12,23	150	127	
5/10	13,11	164	139	
5/11	13,99	178	151	
5/12	14,87	193	164	
5/13	15,75	207	176	
5/14	16,63	221	187	
5/15	17,51	236	200	
5/16	18,39	250	210	
5/17	19,27	264	224	
5/18	20,15	278	236	
5/19	21,03	293	248	
5/20	21,91	307	260	
5/21	22,79	321	272	
5/22	23,67	336	285	
5/23	24,55	350	297	
5/24	25,43	364	309	
5/25	26,31	379	321	
6/5	9,49	139	118	
6/6	10,37	160	136	
6/7	11,25	180	153	
6/8	12,13	201	170	
6/9	13,01	222	188	
6/10	13,89	242	205	
6/11	14,77	263	223	
6/12	15,65	283	240	
6/13	16,53	304	258	
6/14	17,41	325	276	
6/15	18,29	345	293	
6/16	19,17	366	310	
6/17	20,05	386	327	
6/18	20,93	407	345	
6/19	21,81	427	362	
6/20	22,69	448	380	
6/21	23,57	469	398	
6/22	24,45	489	415	
6/23	25,33	510	432	
6/24	26,21	530	449	
6/25	27,09	551	467	
7/5	10,24	197	167	
7/6	11,12	225	191	
7/7	12,00	253	215	
7/8	12,88	281	238	
7/9	13,76	309	262	
7/10	14,64	337	286	
7/11	15,52	365	310	
7/12	16,40	393	333	
7/13	17,28	421	357	
7/14	18,16	449	381	
7/15	19,04	477	404	
7/16	19,92	505	428	
7/17	20,80	533	452	
7/18	21,68	561	476	
7/19	22,56	589	499	
7/20	23,44	617	523	
7/21	24,32	645	547	
7/22	25,20	673	571	
7/23	26,08	701	594	
7/24	26,96	729	618	
7/25	27,84	757	642	
8/5	10,92	267	226	
8/6	11,78	303	257	
8/7	12,66	340	288	
8/8	13,54	377	320	
8/9	14,42	413	350	
8/10	15,30	450	382	
8/11	16,18	486	412	
8/12	17,06	523	444	
8/13	17,94	560	475	
8/14	18,82	596	505	
8/15	19,70	633	537	
8/16	20,58	669	567	
8/17	21,46	706	599	
8/18	22,34	743	630	
8/19	23,22	779	661	
8/20	24,10	816	692	
8/21	24,98	852	722	
8/22	25,86	889	754	
8/23	26,74	926	785	
8/24	27,62	962	816	
8/25	28,50	999	847	
9/5	11,66	350	297	
9/6	12,54	397	337	
9/7	13,42	443	376	
9/8	14,30	489	415	
9/9	15,18	536	455	
9/10	16,06	582	494	
9/11	16,94	628	533	
9/12	17,82	675	572	
9/13	18,70	721	611	
9/14	19,58	767	650	
9/15	20,46	814	690	
9/16	21,34	860	729	
9/17	22,22	906	768	
9/18	23,10	953	808	
9/19	23,98	999	847	
9/20	25,31	1.045	886	
9/21	26,19	1.092	926	
9/22	27,07	1.138	965	
9/23	27,95	1.184	1004	
9/24	28,83	1.231	1044	
9/25	29,71	1.277	1083	
9/26	30,59	1.323	1.122	
9/27	31,47	1.370	1.162	
9/28	32,35	1.416	1.201	

DIMETER (M)	MODEL	OVERALL HEIGHT (m)	CAPACITY	
			m <sup>3</sup>	Tons
9,10 m (30 FT) EVA45 10	10/5	12,36	450	382
	10/6	13,24	508	431
	10/7	14,12	565	479
	10/8	15,00	622	527
	10/9	15,88	679	576
	10/10	16,76	736	624
	10/11	17,64	793	672
	10/12	18,52	851	722
	10/13	19,40	908	770
	10/14	20,28	965	818
	10/15	21,16	1.023	867
	10/16	22,05	1.080	916
	10/17	22,93	1.137	964
	10/18	23,81	1.194	1.013
	10/19	24,69	1.252	1.062
	10/20	25,57	1.309	1.110
	10/21	26,45	1.366	1.158
	10/22	27,33	1.423	1.207
	10/23	28,21	1.480	1.255
	10/24	29,09	1.538	1.304
10/25	29,97	1.595	1.353	
10/26	30,85	1.652	1.401	
10/27	32,18	1.709	1.449	
10/28	33,06	1.766	1.498	
11/5	13,12	564	478	
11/6	14,00	633	537	
11/7	14,88	702	595	
11/8	15,76	772	655	
11/9	16,64	841	713	
11/10	17,52	910	772	
11/11	18,40	979	830	
11/12	19,28	1.048	889	
11/13	20,16	1.118	948	
11/14	21,04	1.187	1.007	
11/15	21,92	1.256	1.065	
11/16	22,81	1.326	1.124	
11/17	23,69	1.395	1.183	
11/18	24,57	1.464	1.241	
11/19	25,45	1.534	1.301	
11/20	26,33	1.603	1.359	
11/21	27,21	1.672	1.418	
11/22	28,09	1.741	1.476	
11/23	28,97	1.810	1.535	
11/24	29,85	1.879	1.593	
11/25	30,73	1.949	1.653	
11/26	32,06	2.018	1.711	
11/27	32,94	2.087	1.770	
11/28	33,82	2.156	1.828	
12/5	13,89	694	589	
12/6	14,77	776	658	
12/7	15,65	859	728	
12/8	16,53	941	798	
12/9	17,41	1.023	868	
12/10	18,29	1.106	938	
12/11	19,17	1.188	1.007	
12/12	20,05	1.270	1.077	
12/13	20,93	1.353	1.147	
12/14	21,81	1.435	1.217	
12/15	22,69	1.517	1.286	
12/16	23,58	1.601	1.356	
12/17	24,46	1.683	1.427	
12/18	25,34	1.766	1.498	
12/19	26,22	1.848	1.567	
12/20	27,10	1.930	1.637	
12/21	27,98	2.013	1.707	
12/22	28,86	2.095	1.777	
12/23	29,74	2.178	1.847	
12/24	30,62	2.260	1.916	
12/25	31,50	2.342	1.986	
12/26	32,38	2.425	2.056	
12/27	33,26	2.507	2.126	
12/28	34,14	2.589	2.195	
13/5	14,67	843	715	
13/6	15,55	940	797	
13/7	16,43	1.036	879	
13/8	17,31	1.133	961	
13/9	18,19	1.230	1.043	
13/10	19,07	1.326	1.124	
13/11	19,95	1.423	1.207	
13/12	20,83	1.520	1.289	
13/13	21,71	1.616	1.370	
13/14	22,59	1.713	1.453	
13/15	23,47	1.810	1.535	
13/16	24,35	1.907	1.617	
13/17	25,24	2.004	1.699	
13/18	26,12	2.101	1.782	
13/19	27,00	2.197	1.863	
13/20	27,88	2.294	1.945	
13/21	28,76	2.391	2.028	
13/22	29,64	2.487	2.109	
13/23	30,52	2.584	2.191	
13/24	31,40	2.680	2.273	
13/25	32,28	2.777	2.355	
13/26	33,16	2.874	2.437	
13/27	34,04	2.970	2.519	
13/28	35,37	3.067	2.601	
14/5	15,33	1.007	854	
14/6	16,21	1.119	949	
14/7	17,09	1.232	1.045	
14/8	17,97	1.344	1.140	
14/9	18,85	1.456	1.235	
14/10	19,73	1.568	1.330	
14/11	20,61	1.680	1.425	
14/12	21,49	1.792	1.520	
14/13	22,37	1.904	1.615	
14/14	23,25	2.016	1.710	
14/15	24,13	2.128	1.805	
14/16	25,02	2.242	1.901	
14/17	25,90	2.354	1.996	
14/18	26,78	2.466	2.091	
14/19	27,66	2.578	2.186	
14/20	28,54	2.690	2.281	
14/21	29,42	2.802	2.376	
14/22	30,30	2.914	2.471	
14/23	31,18	3.026	2.566	
14/24	32,06	3.138	2.661	
14/25	33,39	3.250	2.756	
14/26	34,27	3.362	2.851	
14/27	35,15	3.475	2.947	
14/28	36,03	3.587	3.042	





DIMETER (M)	MODEL	OVERALL HEIGHT (m)	CAPACITY	
			m <sup>3</sup>	Tons
13,64 m (45 FT) EVA45 15	15/5	16,54	1,192	1,011
	15/6	17,42	1,320	1,119
	15/7	18,30	1,449	1,229
	15/8	19,18	1,578	1,338
	15/9	20,06	1,706	1,447
	15/10	20,94	1,835	1,556
	15/11	21,82	1,964	1,665
	15/12	22,70	2,093	1,775
	15/13	23,58	2,221	1,883
	15/14	24,46	2,350	1,993
	15/15	25,34	2,479	2,102
	15/16	26,22	2,607	2,211
	15/17	27,10	2,736	2,320
	15/18	27,98	2,865	2,430
	15/19	28,86	2,993	2,538
	15/20	29,74	3,122	2,647
	15/21	30,62	3,251	2,757
	15/22	31,50	3,379	2,865
	15/23	32,38	3,508	2,975
	15/24	33,26	3,637	3,084
15/25	34,14	3,765	3,193	
15/26	35,02	3,894	3,302	
15/27	35,90	4,023	3,412	
15/28	36,78	4,151	3,520	
14,55 m (48 FT) EVA45 16	16/5	17,30	1,395	1,183
	16/6	18,18	1,541	1,307
	16/7	19,06	1,687	1,431
	16/8	19,94	1,834	1,555
	16/9	20,82	1,980	1,679
	16/10	21,70	2,127	1,804
	16/11	22,58	2,273	1,928
	16/12	23,46	2,419	2,051
	16/13	24,34	2,566	2,176
	16/14	25,22	2,712	2,300
	16/15	26,10	2,859	2,424
	16/16	26,98	3,005	2,548
	16/17	27,86	3,151	2,672
	16/18	28,74	3,298	2,797
	16/19	29,62	3,444	2,921
	16/20	30,50	3,591	3,045
	16/21	31,38	3,737	3,169
	16/22	32,26	3,883	3,293
	16/23	33,14	4,030	3,417
	16/24	34,02	4,176	3,541
16/25	34,90	4,323	3,666	
16/26	35,78	4,469	3,790	
16/27	36,66	4,615	3,914	
16/28	37,54	4,762	4,038	

- The maximum capacities of the Bins are based on 800 kg/m<sup>3</sup> (wheat) density Calculated with %6 compression ratio.
- Above given Capacities may be different depending on the product to be stored, its physiological properties, moisture content, product densities, etc
- EVA Grain Storage Systems LLC reserves the right to change design and specifications without prior notice.





[www.evasilo.com](http://www.evasilo.com)





# MEAL AND ASH BINS

▶ Low Density products such as meal and ash cannot be stored in standard corrugated steel Bins because of their low-fluidity specifications. It can be stored in welded cylindrical Bins, but the capacity ranges of such Bins are very limited.

It is possible to store up to 1000 cubic meters of volume with special application Bins with plug-in type. They have a wide angled hopper bottom design. Conical angle is at least 67 degrees. The following accessories are required for proper flow in these Bins.

- Air Cannon Systems (Details on Page 28)

The Air Cannons Systems are air blasted and streamed by means of air cylinders connected to the bin with special nozzles entering inside the bin.

The control panel is compatible with your PLC system.

- Multi Unloading Auger

The product flow is ensured without any problems with a wider discharge opening and multiple discharge augers.




[www.evasilo.com](http://www.evasilo.com)





# BUCKET ELEVATORS

- Manufacturing options up to 500 ton/hour capacities
- Selection of body sheet thicknesses suitable for the capacities
- Manufacturing of standard galvanized sheet for Outdoor projects
- Hot dipped galvanized manufacturing option for port projects
- Painted manufacturing option for under roof projects
- Special Belt selection with bigger Strengths.
- FAG brand, heavy industrial bearings in the head and tail sections
- Entirely bolted installation for easy service and maintenance
- Belt speed sensor
- Explosion vents and safety sensor
- Special rubber coated, head section drum
- PE or Steel buckets
- Reducer motor with Back stop assembly
- Standard belt tensioning system
- Optional Belt alignment sensors
- Optional chain elevator manufacturing



MODEL	Efficiency (%)	Drum Dia (mm)	Bucket Dim. (mm)	Rotation (rpm)	Product Density (kg/m <sup>3</sup> )	Belt Speed (m/s)	Capacity (ton/hour)	Capacity Range (t/h)
EVA-KE 355/120	0,8	355	120	140	800	2,6	16,0	10-20
EVA-KE 406/140	0,8	406	140	140	800	2,97	32,0	20-40
EVA-KE 406/160	0,8	406	160	140	800	2,97	45,7	30-50
EVA-KE 457/180	0,8	457	180	115	800	2,75	54,9	40-60
EVA-KE 457/220	0,8	457	220	125	800	2,99	91,8	60-90
EVA-KE 457/240	0,8	457	240	120	800	2,87	105,8	80-100
EVA-KE 610/280	0,8	610	280	80	800	2,55	124,2	100-150
EVA-KE 610/300	0,8	610	300	90	800	2,87	152,6	150-180
EVA-KE 762/320	0,8	762	320	78	800	3,11	191,1	180-220
EVA-KE 762/340	0,8	762	340	78	800	3,11	205,0	220-250
EVA-KE 914/380	0,8	914	380	78	800	3,73	339,4	250-340
EVA-KE 914/400	0,8	914	400	78	800	3,73	357,2	340-400
EVA-KE 1219/520	0,8	1219	520	78	800	4,98	605,1	400-600



[www.evasilo.com](http://www.evasilo.com)





# CHAIN CONVEYORS

- ▶ - Manufacturing options up to 500 ton/hour capacities
- Selection of body sheet thicknesses suitable for the capacities
- Manufacturing of standard galvanized sheet for Outdoor projects
- Hot dipped galvanized manufacturing option for port projects
- Painted manufacturing option for under roof projects
- Special type of chain manufacturing with high elongation and breaking values
- FAG brand, heavy industrial bearings in the head and tail sections
- Entirely bolted installation for easy service and maintenance
- Carrier rolls or slip systems for chain return
- Safety with overflow and chain break sensors
- Special manufacturing chain wear plates
- Optional UHMW PE1000 wear plates
- Optional PE 1000 or HARDOX base plate coatings



MODEL	Efficiency (%)	Min. Chain Speed (m/s)	Max. Chain Speed (m/s)	Product Density (kg/m <sup>3</sup> )	Max. Capacity (m <sup>2</sup> /hour)	Max. Capacity (ton/hour)	Body Width (mm)	Body Height (mm)	Capacity Range (t/h)
EVA-ZK230/355	0,90	0,40	0,80	800	115	92	230	355	45-90
EVA-ZK305/355	0,90	0,40	0,80	800	156	125	305	355	60-120
EVA-ZK355/355	0,90	0,40	0,80	800	183	146	355	355	75-150
EVA-ZK305/465	0,90	0,40	0,80	800	225	180	305	465	90-180
EVA-ZK355/465	0,90	0,40	0,80	800	264	211	355	465	105-210
EVA-ZK406/465	0,90	0,40	0,80	800	303	243	406	465	120-240
EVA-ZK508/508	0,90	0,40	0,80	800	484	388	508	508	190-380
EVA-ZK660/508	0,90	0,40	0,80	800	603	482	660	508	240-480
EVA-ZK660/660	0,90	0,40	0,80	800	773	618	660	660	310-620

[www.evasilo.com](http://www.evasilo.com)





# BELT CONVEYORS

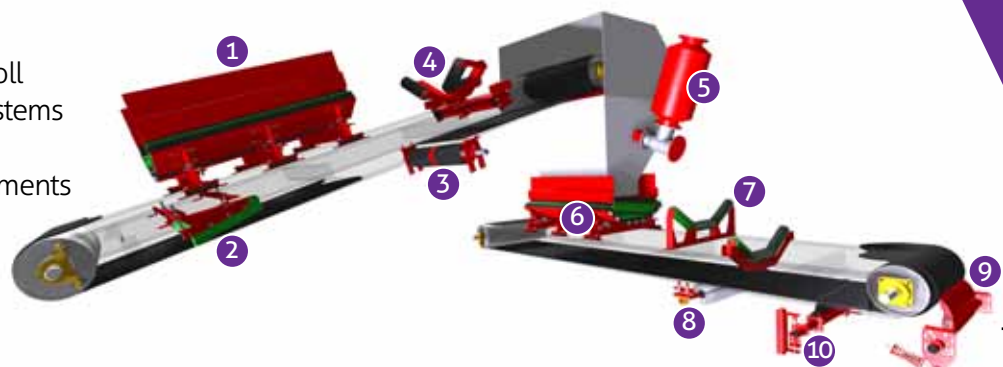
- Manufacturing options up to 500 ton/hour capacities
- According to capacities 2l or 3l type design is available
- Selection of body sheet thicknesses suitable for the capacities
- Open or closed type manufacturing is possible according to the requirements
- Standard galvanized sheet manufacturing for Outdoor projects
- Hot dipped galvanized manufacturing option for Port projects
- Painted manufacturing option for under roof projects
- Special Belt for bigger strengths
- FAG brand heavy type industrial bearings in the head and tail sections
- Entirely bolted installation for easy service and maintenance
- Belt breaking off sensor
- Tripper-driven applications are possible for intermediate discharges requirements



MODEL	Efficiency (%)	Belt Speed (m/h)	Body width (mm)	Product Density (kg/m <sup>3</sup> )	Max. Capacity (m <sup>3</sup> /hour)	Max.Capacity (ton/hour)	Capacity Range (t/h)
EVA-BK 300	0,90	2,50	300	800	50	40	30-50
EVA-BK 400	0,90	2,50	400	800	100	80	60-90
EVA-BK 500	0,90	2,50	500	800	150	120	90-140
EVA-BK 600	0,90	2,50	600	800	250	200	140-220
EVA-BK 800	0,90	2,50	800	800	300	240	200-300
EVA-BK 900	0,90	2,50	900	800	500	400	300-400
EVA-BK 1000	0,90	2,50	1000	800	700	560	500-600

## SOLUTIONS UPON CONVEYOR PERFORMANCE

- 1) Impact Bars
- 2) Scraper
- 3) Centroll Auto Centering Roll
- 4) Centroll Centralization Systems
- 5) Air Ball Explosions
- 6) Dublesill Dust Sealing Elements
- 7) Roll Stations
- 8) Band Brushes
- 9) Primer Scraper
- 10) Seconder Scrapers



[www.evasilo.com](http://www.evasilo.com)





# SCREW CONVEYORS

- Manufacturing options up to 100 ton/hour capacities
- U or tube type designs are possible according to requirements
- Selection of body sheet thicknesses suitable for the capacities
- Manufacturing from standard galvanized sheets for Outdoor projects
- FAG brand, heavy type industrial bearings in the head and tail sections



## "U" TYPE SCREW CONVEYORS

MODEL	Efficiency (%)	Product Density (kg/m <sup>3</sup> )	Max. Capacity (m <sup>3</sup> /hour)	Max. Capacity (ton/hour)	Screw Diameter (mm)
EVA-THU200	0,45	800	25	20	200
EVA-THU250	0,45	800	50	40	250
EVA-THU300	0,45	800	75	60	300
EVA-THU350	0,45	800	100	80	350
EVA-THU400	0,45	800	125	100	400

## TUBE TYPE SCREW CONVEYOR

MODEL	Efficiency (%)	Product Density (kg/m <sup>3</sup> )	Max. Capacity (m <sup>3</sup> /hour)	Max. Capacity (ton/hour)	Screw Diameter (mm)
EVA-THT200	0,45	800	25	20	200
EVA-THT250	0,45	800	50	40	250
EVA-THT300	0,45	800	75	60	300
EVA-THT350	0,45	800	100	80	350
EVA-THT400	0,45	800	125	100	400

# GRAIN FLOW SYSTEMS

In order to providing product flow in conveying systems, flow pipes and directional valves are required.

Pipes in contact with the product usually have wearing problems.

For this reason, the surfaces which come into contact with the product can be made from ST 52, PE, Hardox or Ceramic coatings according to the situation

## Products:

- Manual, Electrical, Pneumatic Slide Gates
- 2 Way Valves
- 3 Way Valves
- 1 Inlet 6 Outlet Distributors
- 2 Inlet 6 Outlet Distributors
- Pipe and Square Type Flow Pipes






# STEEL CONSTRUCTIONS

- Statical Calculated Manufacturing according to Wind Load, Snow Load and Earthquake Factors
- Catwalks Manufacturing
- Elevator Tower Manufacturing
- Grain Receiving and Loading Area Buildings
- Truck, Vagon Loading Bins Platform Manufacturing
- Grain Receiving Pit Grill and Hopper Manufacturing
- All types of steel construction Manufacturing





[www.evasilo.com](http://www.evasilo.com)





# GRAIN DRYING SYSTEMS

SUKUP brand dryers are produced in US

**Advantages compared to other machines are; ROTARY SENSORS for choke fill or demand fill are standard.**

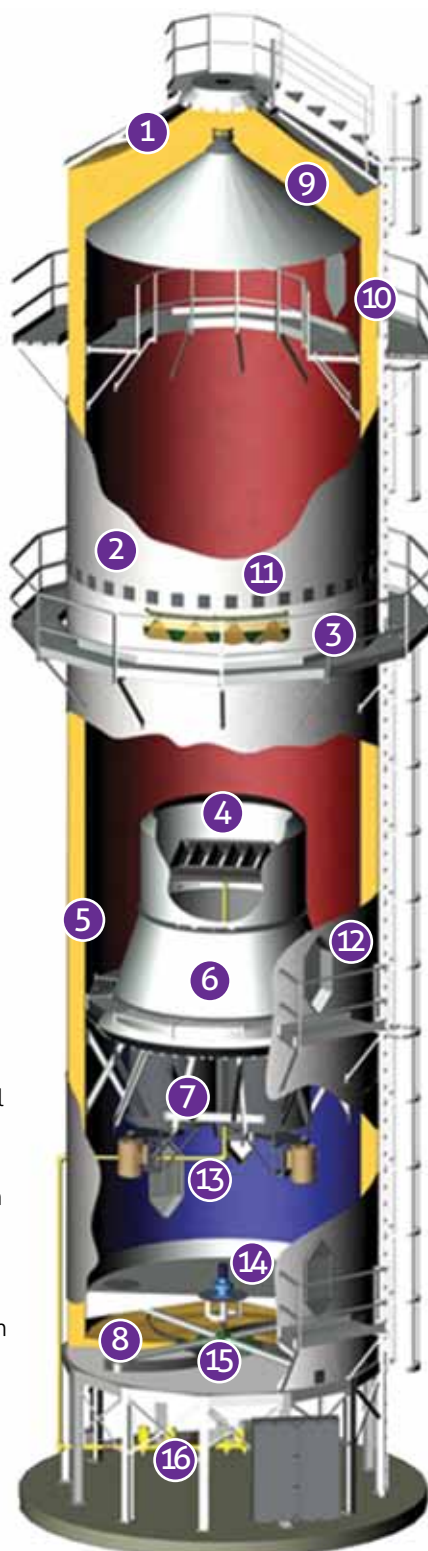
- 1) Rotary sensors for choke fill or demand fill are standard.
- 2) Stainless Steel outer screens, nuts, and bolts resist rust and keep your dryer looking good for years to come.

Perforated Sheets allow air to move easily through the grain, yet retain the bulk of the particulate matter.

- 3) Grain Exchangers move grain from inside of the column to the outside for more even moisture content and consistent grain temperature.

Solid Outer Sheeting in Grain Exchanger Section to maintain balanced heat/air distribution in the plenum and avoid blowing large amounts of particulate matter into the atmosphere.

- 4) Low Pressure Burner is aluminum so holes do not rust shut, giving wide operating temperature range, high fuel efficiency, and low emissions.
- 5) RTD Column Sensor monitors grain temperature at its hottest point in the heat chamber.
- 6) Reducer Cone channels the air from blower(s) evenly past the burner unit.
- 7) Industrial Grade Inline Centrifugal Blowers quietly provide high airflow even with vacuum cooling.



- 8) Leveling Wheels (patented) on paddles ensure consistent grain flow, maximum removal, and keep unload paddles from scraping against the floor.

- 9) Extra-Large Wet Holding Bin features solid sheeting to keep grain dust and particulate matter confined within the dryer.

- 10) 32,4 cm Wide Grain Columns for longer air retention and maximum efficiency.

- 11) Two Clean-Out Doors per panel in grain exchange section allow for easy removal of debris.

- 12) Entry Areas in outer screens and reducer cone allow access to the burner area for easy interior cleaning.

- 13) Louvered Air Vents allow control over the amount of ambient air being pulled through the grain for cooling

- 14) Gearbox requires minimal maintenance since it maintains positive lubrication even with variable speed operation.

- 15) Positive Unloading System uses paddles to evenly sweep grain to the center discharge hopper

Paddles and Grain Table on Unload System are stainless steel for long life

- 16) Pipetrain has Two Standard Safety Shut-Off Valves operated electronically from the touchscreen. The push of a button activates the heater.

## SUKUP DRYERS SPECIFICATIONS

MODEL	U1010	U1510	U1812	U2012	U2412	U3018	U3518	U4018	U4718	U5024	U6024	U7024
20%-15% Corn Drying Capacity (ton/hour)	25	38	46	51	61	76	89	102	119	127	152	178
25%-15% Corn Drying Capacity (ton/hour)	15	23	27	30	37	46	53	61	72	76	91	107
Heat Holding Capacity (tons)	17	23	28	32	39	49	56	67	75	88	102	113
Cool Holding Capacity (tons)	6	8	10	11	12	16	21	21	29	31	33	38
Total Holding Capacity (tons)	31	39	50	55	63	90	102	113	128	161	177	192
Drying Airflow (cfm)	48,000	67,000	85,600	94,600	110,300	148,200	174,300	206,400	226,200	275,100	296,100	343,500
Max. Burner Btu/Hr (x 1000)**	10,000	15,000	18,490	20,434	23,825	32,011	37,649	44,582	48,859	59,422	63,958	74,196
Avg. Burner Btu/Hr (x 1000)**	6300	9400	10,632	11,749	13,699	18,406	21,648	25,635	28,094	34,167	36,776	42,663
Blower Motor HP	50	75	75	100	100	(3) 50	(3) 60	(3) 75	(3) 75	(3) 100	(3) 100	(3) 125
AC Drive Metering HP	1 ½	1 ½	1 ½	1 ½	1 ½	2	2	2	2	3	3	3
Grain Column (cm)	32.40	32.40	32.40	32.40	32.40	32.40	32.40	32.40	32.40	32.40	32.40	32.40
Dryer Diameter (m)	3.20	3.20	3.66	3.66	3.66	5.49	5.49	5.49	5.49	7.32	7.32	7.32
Overall Height (m)	15.29	19.38	21.04	23.18	26.23	23.18	26.23	29.28	33.24	30.50	33.55	36.60
Full Load Amp. (230v/460v)	155/80	223/114	223/114	290/147	290/147	390/196	462/233	566/285	566/285	743/374	743/374	NA/455

EVA Grain Storage Systems, provides this information to assist you in choosing the optimal equipment for your situation. Many factors, such as grain variety, maturity levels, grain cleanliness, weather conditions and operation/management, can affect the performance of your tower dryer and results may vary. This information is calculated and is not a guarantee of product specifications or performance.

\*\*Capacities listed are wet-basis ESTIMATES based on drying principles, field results, and computer simulations at 50°F ambient temperature, 60% humidity, drying a minimum of US #2 Yellow Corn at 220°F average plenum temperature. Variations may occur due to grain kernel size, variety, maturity levels, excessive fines, adverse weather conditions, etc. This information is provided to assist in choosing optimal equipment, it is not a guarantee of dryer performance



## SUKUP QUADRA TOUCH CONTROL SYSTEMS

### ► "EASY START-UP AND OPERATION" "SIMPLE MENU AND DRIVEN SYSTEMS "

The Sukup QuadraTouch™ control system, standard on all Sukup Dryers, was designed to be easy to use with simple menus guiding you through dryer functions. Operator inputs are simple with a pop-up keypad for entering numbers. The QuadraTouch™ can be placed up to 200' away from the dryer using just an Ethernet cable.

THE QuadraTouch™ is a PLC-BASED SYSTEM.

The PLC (Programmable Logic Controller) is a rugged controller built to withstand harsh environments and offer superior electrical noise protection, eliminating nuisance shut downs and providing you with a reliable system.





# GRAIN DRYING SYSTEMS

▶ LAW dryers are produced in France with European standards. Corn, wheat and sensitive products such as Sunflower Seeds, Soybean, Canola are suitable for drying.



## Low Operating Costs;

- Fuel saving is provided by the reason of exhaust air recycling.
- Multiple fuel options. (Gas, Diesel, Steam, Coal, BioMass heater, etc.)
- Low energy consumption.
- Insulated drying chamber and recycling air circuit.
- It has proven technology for more homogeneous drying.
- Easy maintenance.
- Addition of optional pre-cleaning system.

## Safety Operation;

- Operation details are automatically displayed in the dryer control unit.
- After drying, air temperatures are measured and optional fire extinguishing system can be added.
- With the help of a special program, difficult products such as soybean and seed can be dried.
- There is an automatic control system. It is possible to control the machine over the Internet.
- Protect the environment. Due to the filter system there is very little dust emission.
- The motor and fans are in the machine and have low noise, but an optional sound wall can be installed.
- Optional color coating on galvanized sheets.



# GRAIN COOLING SYSTEMS

**FRIGOR TEC**  
Cooling to the point

We are seller of German-made Frigor Brand Grain Cooling Machines.

## Advantages of Grain Cooling Machine;

- It allows the grain to store for very long time without any problems by cooling the grain temperature below 13 degrees and it prevents the pests by cooling.
- You can cool your product in all weather conditions such as high humidity, high humidity, rain, snow, fog.
- The product does not dry your grain because it is cooled with cold and damp (65%) air. The water leading to the air due to ventilation prevents the loss of steam (2-3%). It allows you to get more efficiency from your product. For example, if you vent 10 thousand tons of goods for a long time, the product humidity drops by 2 - 3 points. Ventilation with fans is dry and results in direct weight loss. The total weight of the goods will be reduced by 200-300 tons which is a very serious loss.
- The device targets to cool the grain temperature by 10 degrees and can reduce about 500 tonnes per day (for KK440 model) by 10-13 degrees.
- With the help of a cooler you can store 15 - 16 - 17 moisture of grain and store them for very long time without any problems in combination with your dry products.
- You will end all losses which standard fans have caused by drying their heads.
- You will not need fumigation because the grain temperature level falls down to 10-13 degrees.
- Cooler is mobile so there is no requirement to buy 1 for each silo.
- The Cooler works fully when you press the Start button, there is nothing else to do.





# TEMPERATURE MONITORING SYSTEMS



Our company is dealer of ITG company and authorized for Sales and Service of ITG branded temperature monitoring systems.



ITG is the only company that guarantees the system against design and manufacturing problems for 5 years.

Measuring and monitoring the temperature of the grain during the grain storage process is very important.

As it is known, the grain is exposed to a number of hazards after entering the bin. (Such as loss, mold, germination, etc.). When these conditions occur, the calories and temperature of the grain are released.

When you see the grain temperatures correctly, you mean that you are making the grain storage right and healthy. The nesting dangers among the grains only reveal itself with the rise of temperature. Due to this reason, the function of the Temperature Monitoring System have to be very accurate.

Infotech Group / ITG manufactures Temperature Monitoring Systems, which are unique in the world, all of which are digital, working without any problems for many years.

You can monitor all of these processes of grain stored online and take precautions with ITG Temperature Monitoring Systems,

The most important actor and chief assistant in the process is from the moment the storage process begins until the time of shipment.

Our ITG Temperature Control Systems can be adapted to any kind of bins. Steel Bins, Flat Storages, Concrete Bins, Bulk Storage



# AIR CANNON SYSTEMS


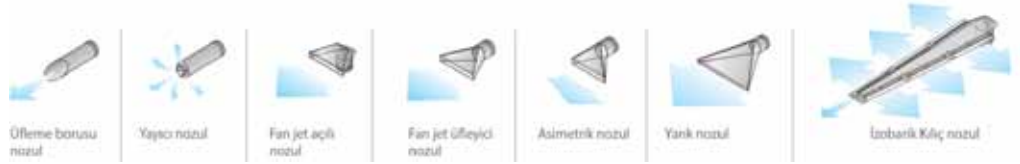
We solve the bridges problem in bran, feed and ash bins with Air Cannon Systems. Air cannons are used for pneumatic activation of bulk materials in bins and processing plants.

In most cases, the compressed air provided by a standard system will create a sufficient working environment.

Air Cannons operates at an air pressure around 5-6 bar which increases the efficiency.

## Advantages:

- Low energy consumption
- Low Noise Level
- Easy Installation and Operation
- Finishes the Loss of manufacturing and workmanship due to bridge problems
- Minimum operating cost





# DUST COLLECTION SYSTEMS

- ▶ Dust which goes inside the bin with grain may cause many problems during the long time storage. On the other hand dust reduces your capacity inside the bin. It cause too much dust during the truck discharging around your receiving area. Dust collection systems need to be started from grain receiving area. You need to have special grill system to be able to take a good performance from dust collection in receiving area. This special design grills block the dust inside the hopper and allows to make efficient suction. We suggest to make suction from Cleaners and Distributors as well. If you need better dust collection you can also make the suction from Elevators and Conveyors. Cyclone or Jet filter systems are possible according to the requirements



# AUTOMATIC SAMPLING PROBE

It is very important to take samples from different locations of the truck during the grain receiving to be able to make a quick and correct quality analyze.

We have electrical and pneumatically systems.



# TAHIL, UN, YEM VE GIDA

## AM 5800 Manual Grain Moisture Meter

Unique among portable moisture meters, the AM 5800 Manual is based on the same high frequency 150 MHz technology and UGMA algorithm as officially approved meters, including the Perten AM 5200-A.

Drawing on the experience from more than 5,000 installed moisture meters, we have designed a battery operated, portable moisture meter benefitting from the accuracy, repeatability and reliability of the AM 5200-A.

The higher frequency signal provides greater penetration of samples and the UGMA (Unified Grain Moisture Algorithm) provides a more accurate result regardless of moisture level, temperature or crop type. Together these make the AM 5800 Manual the most accurate and repeatable portable moisture meter available. It can analyze grains, oilseeds, pulses, beans, lentils, seeds and more for moisture, Test Weight/Hectoliter Weight, and temperature with the same calibrations as the officially approved AM 5200-A.



## AM 5200 Grain Moisture Tester

**Second Generation 150 MHz Technology - Moisture and Hectoliter Weight/ Test Weight in 10 seconds.**

The AM 5200 is Perten's second-generation high frequency moisture meter. Drawing on the experience from more than 5,000 installed units, we have designed a moisture meter improved in every aspect – accuracy, repeatability, reliability, and user interface. It can be a stand-alone moisture meter for use at terminals or can be integrated into automated testing systems

Higher frequencies provide greater penetration of samples; the updated UGMA provides a more accurate result regardless of temperature or crop type; the improved mechanism provides better repeatability. Together this make the AM 5200 the most accurate and repeatable moisture meter available. It can analyze grains, oilseeds, pulses, beans, lentils, seeds and more for moisture, Test Weight/Hectoliter Weight, and temperature.



### Features and benefits:

- **Superior accuracy** : Save money by paying the right price for the grain you buy.
- **Moisture and Specific Weight** : Save time with one instrument for two measurements.
- **10-second analysis** : Save time and cost.
- **Touch screen operation** : Easier to use with fewer mistakes.



## ▶ INFRAMATIC 8800 NIR Grain Analyzer

IM 8800 is the next generation portable NIR instrument for protein, moisture and oil determination in grain and oilseed.

The instrument has been designed with portability in mind to give users freedom to measure grain in-field, at grain storage sites and at grain processing locations. Equipped with GPS enables point specific sampling to generate protein maps on-the-go to make informed harvesting and binning decisions.

With uncompromising quality and build standards the instrument provides you with highly accurate data which you can rely on.



## ▶ DA 7300 In-line NIR Sensor

The DA 7300 In-line NIR Analyzer is an advanced, modern NIR analyzer for use in Grain, Flour, Food and Feed processing.

It provides real-time information about the product as it is produced. Immediate access to this information, without having to wait for laboratory measurements, provides a number of advantages:

- Enables automatic process control
- Allows immediate manual intervention.
- Faster start-up and grade changes
- Complete traceability of the entire manufacturing



## ▶ DA 7440 On-line NIR

The DA 7440 is an advanced, modern and versatile on-line NIR sensor for over-the-belt type measurements. It performs real-time multi-constituent measurements of a product on a processing line providing information for process control and quality monitoring.

Continuous process monitoring helps users to increase efficiency and reduce scrap and re-work while improving product consistency and quality. The instrument performs simultaneous measurement of parameters such as moisture, fat, sugars, protein, starch, fiber and many others. The core diode array technology provides many benefits including durability, stability, accurate measurement of moving products and the ability to track process changes





Yurt Mahallesi 71531 Sk. No: 11 Öztep Plaza A Blok Kat: 1 No: 1 Çukurova - Adana/TÜRKİYE

+90 322 248 24 24

info@evasilo.com

www.evasilo.com

